



# D812 Setup Sheet

Driver

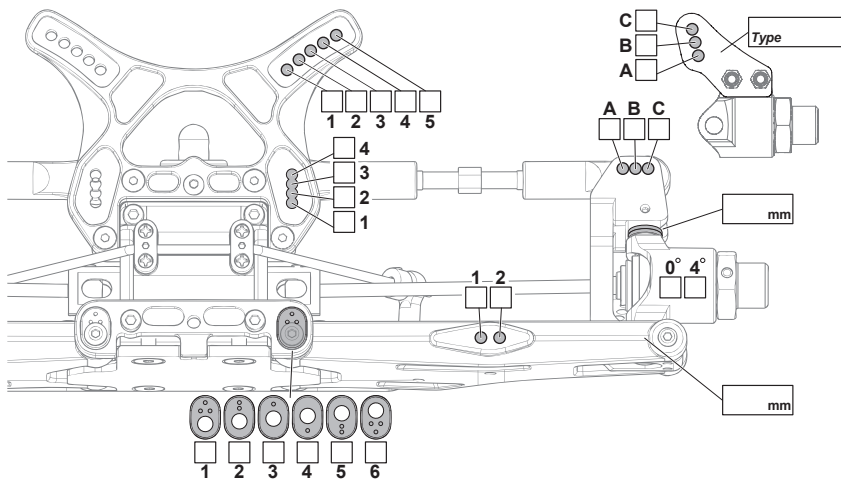
Date

Track

Event

Track Condition

## Front



Ride Height

mm

Camber Angle

°

Toe Angle

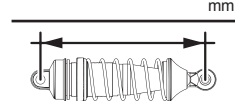
°

Sway Bar

mm

Shock Length

mm



## Front Shocks

Oil weight

wt

Piston

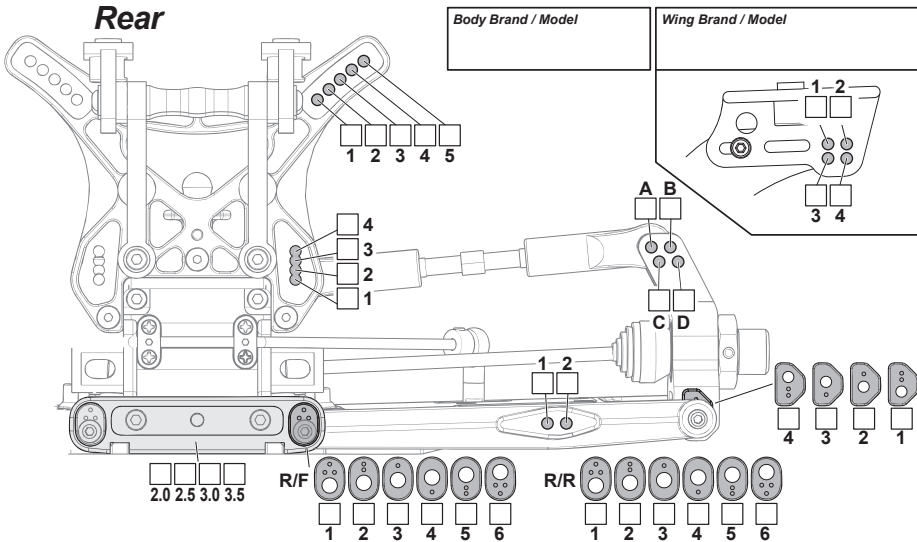
mm

Bladder

Spring

Notes

## Rear



Ride Height

mm

Camber Angle

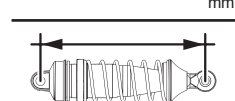
°

Sway Bar

mm

Shock Length

mm



## Rear Shocks

Oil weight

wt

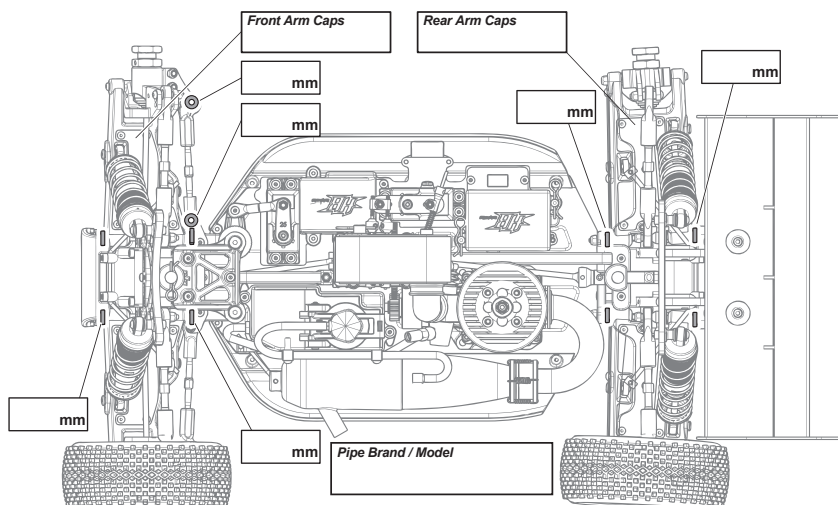
Piston

mm

Bladder

Spring

Notes



## Engine

Brand

Spur gear

Pinion gear

Clutch

Glow Plug

Glow Fuel

## Tires

Brand

Compound

Insert

Wheel

Notes

## Front

## Rear

## Diff Oils

Brand

Oil Weight / Grade

Front

Center

Rear

Notes